

aws marketplace

v0

Reviews, tips, and advice from real users



Powered by  PeerSpot



Contents

- Product Recap..... 3 - 4
- Valuable Features..... 5 - 12
- Other Solutions Considered..... 13 - 15
- ROI..... 16 - 17
- Use Case..... 18 - 23
- Setup..... 24 - 25
- Customer Service and Support..... 26
- Other Advice..... 27 - 30
- Trends..... 31 - 32
- About PeerSpot..... 33 - 34

Product Recap



VO

v0 Recap

v0 streamlines front-end development with seamless integration with Next.js, GitHub, and Supabase. It enhances efficiency with right-click edits and Shadcn UI customization while supporting Tailwind CSS and Figma import for rapid UI prototyping and deployment.

v0 empowers developers with tools to improve productivity through swift UI generation, automation, and stakeholder collaboration. Features such as live previews and production-ready code enable responsive design and efficient workflows. While backend improvements and better code integration are needed, v0 support rapid prototyping and full-stack app development, transforming ideas into MVPs and POCs with ease. Users seek enhanced onboarding, cognitive load reduction, and customized templates to further optimize their experience.

What Are v0's Key Features?

- Next.js, GitHub, and Supabase Integration: Enhances workflow efficiency and front-end development.
- Right-Click Edit: Boosts productivity by enabling quick alterations.
- Shadcn UI Customization: Facilitates personalized design processes.
- AI-Powered Design: Offers intelligent design suggestions and automation.
- Figma Import: Ensures seamless workflow and easy modifications.

What Benefits Should Users Look For in Reviews?

- Time Savings: Rapid prototyping and automation streamline development.
- Enhanced Productivity: Simplifies UI generation and boosts collaboration.
- Responsive Design: Generates production-ready, adaptable interface designs.
- Stakeholder Collaboration: Empowers teams to work cohesively on UI projects.

Across industries, v0 finds application in fields requiring rapid digital prototyping and web development. Developers, freelancers, and students benefit from its capabilities to create visually appealing user interfaces, integrate popular tools, and manage projects efficiently, making it ideal for tech-driven environments.

Valuable Features

Excerpts from real customer reviews on PeerSpot:

- ✓ “The first-year ROI was 500 to 1000 percent, with a payback period of two to four days, which is extremely fast.”



Yash Patel

Software developer at BISAG-N

- ✓ “vo AI is actually very impactful, as it has increased production, building of products, and has made things very quick.”



Ronit Thukral

Software Engineer trainee at Lng-consultancy

- ✓ “The amount of time that it has saved the team is tremendous and incredible.”



Uday Boya

AI Research Enthusiast and Developer at ADP

- ✔ “Now that v0 is here, I can easily prototype any existing design or screens using the Import from Figma option or create a new prototype of any flow if I want to, which really makes my whole workflow very efficient and speedy, making it easy for me to present it to stakeholders for decision-making.”



Rana Hammad
Product Designer at DubiCars

- ✔ “For instance, time has been saved as I mentioned before, with tasks completed in 35 minutes instead of eight hours, and on the financial aspect, I can earn between \$1,000 to \$2,000 by spending \$20 on v0.”



Syed Haris
Senior Software Engineer at CodingCops

- ✔ “v0 has positively impacted my organization with significant time-saving.”



Bhadresh Kumar Malankiya
Senior Software Engineer at a consultancy with 11-50 employees

- ✔ “v0 has helped me significantly in those projects, saving a lot of my time and energy, and providing the best solutions that are very useful for me as a beginner who is still learning modern front-end structure.”



Verified user
Student at a university with 501-1,000 employees

What users had to say about valuable features:

“The best features v0 offers include that it is a time-saver. It saves a lot of time. It also has rapid AI features and a live preview. It gives a live preview. If I had any kind of problem, or maybe it didn't understand something, I can tell it that I don't want this kind of thing. Then it will change directly. That is the best feature for me. Because sometimes I explain this kind of thing, but maybe someone else doesn't understand. I know what I need, but sometimes there is a communication gap.

“v0 has positively impacted my organization and my projects by covering all the possibilities mentioned. It saves my time, improves my workflow, improves my thinking possibility, and I am also learning new skills from v0. It covers all of this..”

Verified user

Student at a university with 501-1,000 employees

[Read full review](#) 

“The best features v0 offers, especially when I use my personal account with v0 plus Vercel, make for a really good combination for deployment. If someone wants a portfolio site, it is too easy in real-time using v0. If I paste my resume and generate the site, telling it that I want this creatively, and any of the pages for particular articles with green backgrounds and designing, it generates this on one click. I can directly deploy it. If I want to connect a domain, there is also an option on Vercel. v0 has positively impacted my organization with significant time-saving. I used to require more than a week to design something or create landing pages, and now it is possible within a single day. In a single day, I can prompt, see the resources, and classify them. It is a two-click process. It is a really good solution for small projects or company websites. If I get a client that is an IT company or they want to create a site, it is very easy to create using v0. It is incredible..”

Bhadresh Kumar Malankiya

Senior Software Engineer at a consultancy with 11-50 employees

[Read full review](#) 

“In my opinion, the best features v0 offers are the design and providing a responsive design, which is the most effective thing I get from v0, and the design quality is very good.

The responsive design feature is effective for me because it is very important to make a design responsive, and v0 provides a responsive design, which is great, although there are some issues with the various packages v0 uses; for example, they use design packages that are not updated, so I think they should use updated JavaScript packages.

I would appreciate if v0 could provide options for selecting fonts and selecting colors for the design, particularly for their designed fonts.

v0 has positively impacted my organization as I have created three applications using it, which provide a similar structure; however, they could provide variations when providing a design structure for an app, as that would be helpful..”

Mizanur_Rahman

Software Developer at a manufacturing company with 1,001-5,000 employees

[Read full review](#) 

“The best features about v0 are the speed that it provides in UI generation and also the free tier, so I don't have to pay for some limit, making it quite useful. I am saving around 40% of my time in designing UIs, thanks to v0. The free tier provides seven to eight messages that I can iterate over, so I can create seven to eight versions of it in a day.

“The best benefit is to reduce the time needed in scaffolding the UI, and I can iterate the design over and over again, and it generates clean code, which is quite helpful for front-end developers and new startups trying to start some UI. v0 has helped bridge the gap between the project managers and the developers, allowing project managers to provide a UI that they want and a basic idea to the developer about what they want in the district.

“I will take an example of a screen; the project manager provides the basic layout for testing, and then the developer works on it, iterating over that screen based on discussions with the manager, which is quite helpful in finalizing the screen..”

Verified user

[Read full review](#) 

Associate Software Engineer at a tech services company with 11-50 employees

“The best features that v0 offers include excellent AI-generated code quality. The generated code is actually good quality, follows React best practices, has a proper component structure, and is clean, readable code. It uses modern patterns and hooks correctly with minimal bugs or errors. The speed of component generation is incredibly fast. I can get complex components in 30 seconds to two minutes. I just describe what I want, and it gets my job done. It gets it right on the first try most of the time, and the results appear in real-time.

“The UI/UX of the v0 interface is beautiful. The tool itself is easy to use, with a clean and intuitive interface. It is easy to describe what I want, and the live preview shows exactly what I will get. It also has keyboard shortcuts and quick actions. The integration with existing projects is excellent. It works seamlessly. I can copy-paste components directly into React projects. It uses Tailwind CSS, which matches modern stacks, and there are no external dependencies or special setup needed. It is compatible with Next.js, React, and TypeScript, and it is easy to customize the generated components.

“The design is responsive by default. The generated components are mobile-friendly. The responsive layouts work out of the box and handle different screen sizes automatically. No extra work is needed for mobile optimization, which saves time on responsive design and testing. It also considers accessibility. It uses proper ARIA labels and semantic HTML. Keyboard navigation works, color contrast is generally good, and it is screen-reader friendly. It allows for faster iteration and learning, which is perfect for rapid prototyping. It saves a lot of time on boilerplate and eliminates repetitive work..”

Yash Patel

Software developer at BISAG-N

[Read full review](#) 

“v0 stands out because it is very seamless when I have to deploy a Next.js application, which is really good. Although publishing a Next.js application requires going through more steps, v0 makes it very easy and simple. It builds the project on its own and also provides some CI/CD if I connect my GitHub to it, meaning I just need to write my code and push it to the main branch, and then it will automatically deploy it to production, and the CI/CD is actually really good.

“These features are essential for me as I'm a programmer with very minimal experience in deployment and strategies and building the whole DevOps pipeline infrastructure for deploying an application and scaling it. The Hobby tier is actually really good as it provides one million tokens on a Hobby tier and is very seamless and easy, along with being very quick. This took a lot of headache off my mind when I had to do deployment work.

“It also provides a very easy, seamless experience in adding my own DNS and my own domain into my projects, making them live.

“v0 AI is actually very impactful, as it has increased production, building of products, and has made things very quick. Developers no longer have to code from scratch and do not have to build the application from scratch; they can just use v0, give it a prompt, and v0 now has Opus incorporated in it, which is a really good thing, as Opus is very good in performance and building good and amazing, beautiful UIs..”

Ronit Thukral

Software Engineer trainee at Lng-consultancy

[Read full review](#) 

Other Solutions Considered

“Along with v0, I was also using loveable.dev for prototyping and also bolt.new. These two software options were my previously used tools, but the Import from Figma option is really unique and helpful in v0, which no other tool currently allows..”

Rana Hammad

Product Designer at DubiCars

[Read full review](#) 

“Before v0, I initially started with Lovable and Bard. With both of those, there was an issue of understanding and delivering that good of a design. They were not understanding what I wanted. v0 understands things in normal language very well..”

Bhadresh Kumar Malankiya

Senior Software Engineer at a consultancy with 11-50 employees

[Read full review](#) 

“I used Bolt.new and Lovable before v0. Both of them are good, but v0 is just better. I switched temporarily for testing them out. After trying them out, I think v0 is better than both of them..”

Hridaya Pradhan

[Read full review](#) 

Full Stack Engineer at a tech company with 51-200 employees

“I evaluated other options such as Replit, Google AI Studio, Firebase Studio, Claude artifacts, Gemini, Lobe, and Page-44, finding that while they had their good and bad points, v0 offers a more seamless and easy experience. I have been very familiar with v0 since I have been working with it for some time, and it helps give me about more than five to six thousand lines of code, which no other AI literally provides, and that is really amazing..”

Ronit Thukral

[Read full review](#) 

Software Engineer trainee at Lng-consultancy

“Before v0, I was using Lobe or had used Netlify, but v0 provides more features than Netlify because Lobe's AI would hallucinate a lot and does not grant access to more models like Claude or Sonnet, which are essential for constructing modern UIs and adding more features. v0 provided the model called Opus, which is from Claude and performed very well compared to other agents, which is why I chose v0 over others, including previous usage of Replit..”

Ronit Thukral

Software Engineer trainee at Lng-consultancy

[Read full review](#) 

ROI

Real user quotes about their ROI:

“v0 saves time for the developer working on certain screens, and it is quite helpful in that way, taking fewer hours to complete a certain part or project that I am working on..”

Verified user

Associate Software Engineer at a tech services company with 11-50 employees

[Read full review](#) 

“Since using v0, I have noticed significant time savings and a reduction in the number of employees needed for projects, simplifying my development processes greatly. The cost savings are fair enough and support building effectively with v0..”

Rithik Rithik

Engineer at a marketing services firm with 11-50 employees

[Read full review](#) 

“I have seen a return on investment. For instance, time has been saved as I mentioned before, with tasks completed in 35 minutes instead of eight hours. I also require fewer employees now, as I no longer need to hire a front-end developer and a back-end engineer. On the financial aspect, I can earn between \$1,000 to \$2,000 by spending \$20 on v0..”

Syed Haris

Senior Software Engineer at CodingCops

[Read full review](#) 

Use Case

“My main use case for v0 is creating the starting point of any of my bigger projects because it provides a good structure and a good design according to my Figma design. v0 has helped me to solve design issues, and it is good with design; for example, it solved mobile responsive issues..”

Mizanur_Rahman

Software Developer at a manufacturing company with 1,001-5,000 employees

[Read full review](#) 

“The main use case for v0 is to generate UI using natural language prompts. If I take an example of a new screen that I want to add in my app, I give some specifications about that screen to v0, and it will create an initial UI for that screen.

“I actually use v0 for my personal projects also, so for one of my projects that I used it for initial UI generation, I have a basic idea where I can start from..”

Verified user

Associate Software Engineer at a tech services company with 11-50 employees

[Read full review](#) 

“My main use case for v0 is for UIs. I started by using v0 for everything, building functionality and UIs in v0. As time went on, I shifted to using it for enhancing UI, mostly for basic structure and theme design. I also use it for designing particular screens or making the design consistent with my site theme. Additionally, v0 works well for animations and 3D things.

“Recently, I was working with v0 while implementing the pricing page for Cursor. It was not able to create the UI perfectly to match my whole website. My website was on Vercel. For designing the pricing page, especially for plans, I pasted my dashboard and another one or two pages from the site. Then I told it to create a pricing page with these features and create a perfect design that would match my website's other pages. It created it so consistently. In my workflow, there are multiple tools. For the coding part, I use Cursor for functionalities. For UI refreshments, I use v0. The creativity in v0 is very good. My current approach is a combination of Cursor plus v0: Cursor for functionalities and v0 for designing..”

Bhadresh Kumar Malankiya

Senior Software Engineer at a consultancy with 11-50 employees

[Read full review](#) 

“My main use case for v0 is to build MVPs and prototypes for applications and full stack applications in Next.js, and I have also used v0 for building a mobile app which was based on React Native.

“I built a school management ERP for schools in India using v0, and I created a web app version for it, a very minimal prototype with basic essential back-end APIs. I also built a mobile app version for the same, which was in React Native.

“Regarding my main use case with v0, I have published and connected my GitHub to the v0 account and v0 AI, which provides one million tokens on the Hobby tier and ten million edge cases and CDN networks, and also provides some CI/CD as well. I have also built some blog applications as well as some tools and web apps using Next.js and v0's AI..”

Ronit Thukral

Software Engineer trainee at Lng-consultancy

[Read full review](#) 

“I use v0 across multiple different scenarios. For front-end development, I use it to create React components and UI elements quickly. For full-stack development, I build complete features with backend integration. I use it for rapid prototyping, quickly building MVMs and prototypes for client demos. I create beautiful and responsive marketing landing pages and build admin dashboards and internal utility applications.

“I needed to build an admin dashboard for an e-commerce platform using v0. Instead of manually coding every component, I described my requirement to v0: 'Create a product management dashboard with a table showing product name, price, stock, and action buttons (edit, delete). Include search and filter by category.' v0 generated a complete, working React component with a beautiful table layout, proper styling, search functionality, filter dropdowns by category, action buttons with a hover effect, and a responsive design for mobile devices. I reviewed the generated code, made minor tweaks for our branding, and integrated it with our backend APIs in about 30 minutes total. In comparison, manual coding would have taken three to four hours, but with v0, it was 30 minutes. That is approximately an 80 to 90 percent time saving. The generated code was production-ready with minimal fixes needed. This is typical of my v0 experience.

“Several important details exist about my main use case with v0. It integrates well with my existing Next.js projects. The generated components use Tailwind CSS, which matches my stack perfectly. It is easy to copy-paste components and customize them. For team collaboration, team members can generate components in v0, and then I can review and refine them. This reduces the bottleneck on experienced developers. Junior developers can now generate complex components independently. It works best as a starting point, not a complete replacement for a developer. I use it for 40 to 50 percent of component creation. Complex custom logic still needs manual coding. It is great for standard UI patterns such as forms, tables, cards, and modals. The quality is consistent. The generated code follows React best practices. Components are well-structured and maintainable, and the naming conventions are sensible and consistent..”

Yash Patel

Software developer at BISAG-N

[Read full review](#) 

“My main use case for v0 is for my college project's front-end. I use it to design the front-end, UI generation, and fast prototyping. If I need an urgent or quick design within a day or two, there are editable components. When I didn't know how to do this kind of thing, I got stuck. At that time, I used v0 for integration in my project to design the front-end side of my projects, UI, design, and prototypes. For all this, I use v0. I use it mostly to create things in the project such as a login, dashboard, email, and password field buttons. v0 creates with mostly React or Tailwind CSS. It is for modern web interactions, quickly, and creating a front-end user-interactive interface.

“v0 has helped me significantly in those projects. It saved a lot of my time and energy, and it is more usable because I don't know how to use and maintain my code. It provides the best solution and is very useful for me. As a beginner, I don't know much about routers, prototypes, or models, or how they work. v0 gives me the basic knowledge of how it creates things. It creates from components, pages, and assets. v0 perfectly creates the folder structure, routes, utils—everything. It is good for learning modern front-end structure because beginners don't know how to create the folder structure. It helps beginners understand what kind of components are used and where, such as a sign-in modal. They learn which assets to add, what kind of themes or color combinations to use, and what kind of message box to use if needed. It gives the best, perfect result for everything.


“v0 doesn't just work with a single prompt. I can give it my project requirements or the kind of tool I need. I can also provide an AI design, and it will give me the code. v0 also directly gives a live preview, so I can directly check that. It is useful for quick prototypes or project demos. Every student, as an engineer, has a habit of waiting until the day before to submit their project. So, the day before they need to build, they can use v0 to build anything. It is very useful for students and also professionals because some professionals need a prototype or design. They know what they are doing, but they don't know about the code. They can get a live demo here. I can also provide Figma designs, and it will provide the code. v0 is the best for the front-end.

“The generated UI sometimes needs some manual fixing. When I am using ChatGPT or other tools, I need to add their code into my code and maybe maintain

it two or three times. It will not give the proper answer, but v0 gives the proper answer. Complex layouts may not generate properly from other AI tools, but v0 gives the proper answer. It is good for creating dashboard layouts, login/sign-up pages, landing pages, forms, UI pages, components, and it will give designs for every prototype.

“The live preview has helped me significantly when working on my projects. With a live preview, when I am creating an application, I know how the buttons will work. For example, I click the login button and it reflects the dashboard. When I want to add things such as a welcome to the dashboard message after logging in—a pop-up message or a sweet alert type of message to show the user they are welcome—I can tell v0 I need this kind of thing. Then it will be added. And then I can check in the live preview if these added things are there or not. If they are added and I like it, then I can continue. If I don't like it and think the first version was better, I can remove it from there. This kind of live preview is helpful..”

Verified user

[Read full review](#) 

Student at a university with 501-1,000 employees

Setup

The setup process involves configuring and preparing the product or service for use, which may include tasks such as installation, account creation, initial configuration, and troubleshooting any issues that may arise. Below you can find real user quotes about the setup process.

“My experience with pricing, setup cost, and licensing is that v0 has a manual pricing structure that is reasonable for any startup tool. I am satisfied with the pro package at \$20, which I find is not overpriced..”

Syed Haris

Senior Software Engineer at CodingCops

[Read full review](#) 

“For front-end development, if it usually takes two to three developers about one to two weeks to build an application, v0 helps me achieve the same output in just one day, making the process much more efficient and straightforward..”

Rithik Rithik

Engineer at a marketing services firm with 11-50 employees

[Read full review](#) 

“My experience with setup cost, pricing, and licensing for v0 is that it can be a little bit tricky for a beginner because it becomes very costly. If someone has to scale their product and is already making money with the Hobby tier, they should go for the paid version, which is not a very bad thing about the payment. Pricing is pretty neutral, not that bad, but the setup cost and all the associated expenses if added up can actually cost more than other services like Netlify or GCP, so I believe they need to work on it..”

Ronit Thukral

Software Engineer trainee at Lng-consultancy

[Read full review](#) 

Customer Service and Support

“The customer support for v0 is great.

“I would rate the customer support a 10 because they provide quick responses, listen to my queries thoroughly, and try to resolve issues as soon as possible..”

Syed Haris

Senior Software Engineer at CodingCops

[Read full review](#) 

“The customer support of v0 is great. To be very frank, I haven't used a lot of customer support because for all the updates that I get, I usually read the documentation and probably go out to the community and look for any relevant questions. That's how we get to solve things, but there was never a need for the customer support. I do see their customer support and it is nice as well..”

Uday Boya

AI Research Enthusiast and Developer at ADP

[Read full review](#) 

Other Advice

“I would advise others looking into using v0 to use it, and I would advise new people to use it. I rate v0 a seven out of ten because I have been using it for a long time and I know it is very good; however, it needs some things to be improved..”

Mizanur_Rahman

Software Developer at a manufacturing company with 1,001-5,000 employees

[Read full review](#) 

“I think others should play with v0, enjoy the free tier for some time, check if it fulfills their needs, and later they can purchase the premium version, which is quite helpful and reduces the time to create the UI and front-end developer's task. For an individual, the pricing is quite high at \$20, but as an organization, it is manageable. I would rate this product an 8 out of 10..”

Verified user

Associate Software Engineer at a tech services company with 11-50 employees

[Read full review](#) 

“I chose a rating of seven out of 10 because of the combination of tools I use. If v0 had the ability to analyze and really integrate the capability to add features that Cursor provides, it would be much better. No one advised me to use v0; I found it myself. Initially, I was creating a new project in Next.js and I pushed the code to Vercel. I saw that they were providing v0 as well and it was connected to Vercel. I thought it would be the most advantageous, as it is the closest to Next.js. That is why I started using it. I just moved to v0 because I was using Next.js for my new project..”

Bhadresh Kumar Malankiya

Senior Software Engineer at a consultancy with 11-50 employees

[Read full review](#) 

“The estimate is that I can build and deploy applications in weeks rather than months, which is a really good thing and very quick.

“The advice I would give others looking into using v0 is that they should provide better prompts and ensure their libraries and packages are updated, as v0 will not accept outdated content and packages. For example, Vercel does not allow adding a New.js 15 based application since it was elected recently; I have to upgrade the packages. This is good for keeping everything updated, and v0 is also very fast, quick, and reliable, making it easier to work with now. I have given v0 an overall rating of eight out of ten..”

Ronit Thukral

Software Engineer trainee at Lng-consultancy

[Read full review](#) 

“v0 handles complex layouts or advanced UI components easily, and advanced features are managed within seconds or minutes. It gives direct answers.

“The documentation and online resources for v0 are very helpful, and it is proper documentation, such as how to use it, how to work with certain things, and if I get any errors, what kind of things I have to do. It has proper documentation.

“Compared to other AI-powered UI generation tools I have tried, I first tried ChatGPT, but v0 is much better than ChatGPT.

“The security of the code or projects generated by v0 is properly confidential. It will keep my data secure.

“My advice to others looking into using v0 is to please use and try it. I am 99.99% guaranteed they will like this product. I would rate this product a 10 out of 10..”

Verified user

Student at a university with 501-1,000 employees

[Read full review](#) 

“v0 genuinely transforms how front-end development works. Despite the buzz, it actually delivers real, measurable value. It does not replace developers; it makes them much more productive. I use it confidently in production; it is a production-ready product. There are new features and improvements every few weeks, so it is rapidly growing. It is future-looking; AI-assisted development is the future, and v0 leads the way. My final recommendation is that if I do front-end development, I should try v0. Even if I am skeptical about AI code generation, v0 will surprise me with its quality and speed. The one to two-week free trial is worth it. For teams, it is a no-brainer investment. The ROI is proven and immediate. It will not replace developers, but it will make them significantly more productive.

“For time savings, on a project with components such as simple buttons, cards, forms with validation, tables with filters, a landing page, an admin dashboard, and a complete CRUD interface, without v0 it would take 30 to 40 hours. With v0, it took 8 to 12 hours, which is a saving of up to 75 percent. The development speed impact was a 25 to 50 percent overall project acceleration, which matches my experience perfectly. Front-end development was reduced from 40 percent to 25

percent of the project time, leaving more time for backend testing and refinement. The cost reduction was a 20 to 30 percent reduction in project costs for clients. I can compete with competitors while maintaining margins. The labor cost per project is down significantly, and I have faster delivery and higher billable velocity.

“Development time per project is 25 to 50 percent faster. Component creation time is 70 to 80 percent faster. Code review time is 30 to 40 percent faster. I am saving 150 to 200 hours per year, which is approximately 10 to 15 lakhs in value. I can take on more projects; my team completes three to four additional projects annually, which means additional revenue. I do this with the same team size and faster delivery. For a cost breakdown, the v0 Enterprise subscription is approximately 80,000 dollars. The time savings, additional projects, and reduced hiring needs lead to a total annual ROI of 43 to 85 lakhs. The first-year ROI was 500 to 1000 percent, with a payback period of two to four days, which is extremely fast. Other non-monetary benefits include team satisfaction, learning, quality, morale, and a competitive edge from faster delivery, which wins more clients. I have more consistent component quality, and junior developers learn by seeing the v0-generated patterns.

“v0 is perfect for front-end teams. If I build UIs, this is a must-try tool. I should start with simple components, not entire pages. I should describe things clearly; a better description gives me better code, so I should be specific in my prompt. I should review the generated code. I should use it for 40 to 60 percent; I should not rely on it for 100 percent of my code, and I should still write custom logic. It is great for rapid prototyping. For team coordination, I should have guidelines. It works best with modern stacks such as React, Next.js, and Tailwind. I should keep it maintained; I should refactor the generated code as my design system evolves. A hybrid approach of v0 plus custom logic is ideal. I should stay updated, as new features are released regularly. I should let junior developers generate components independently. I should try describing some components differently for different results. I should track the time saved versus the subscription cost. I should spend time learning how to describe my requirements well. I rate this product an 8 out of 10..”

Yash Patel

Software developer at BISAG-N

[Read full review](#) 

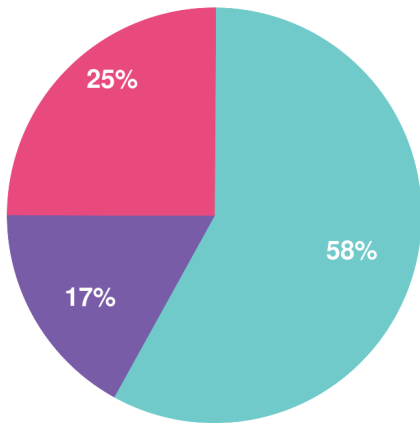
Top Industries

by visitors reading reviews

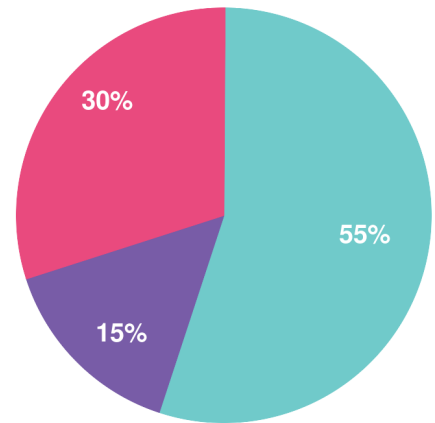


Company Size

by reviewers



by visitors reading reviews



Large Enterprise Midsize Enterprise Small Business

About this buyer's guide

Thanks for downloading this PeerSpot report.

The summaries, overviews and recaps in this report are all based on real user feedback and reviews collected by PeerSpot's team. Every reviewer on PeerSpot has been authenticated with our triple authentication process. This is done to ensure that every review provided is an unbiased review from a real user.

Get a custom version of this report... Personalized for you!

Please note that this is a generic report based on reviews and opinions from the collective PeerSpot community. We offer a [customized report](#) of solutions recommended for you based on:

- Your industry
- Company size
- Which solutions you're already considering

The customized report will include recommendations for you based on what other people like you are using and researching.

Answer a few questions in our short wizard to get your customized report.

[Get your personalized report here](#)

About PeerSpot

PeerSpot is the leading review site for software running on AWS and other platforms. We created PeerSpot to provide a trusted platform to share information about software, applications, and services. Since 2012, over 22 million people have used PeerSpot to choose the right software for their business.

PeerSpot helps tech professionals by providing:

- A list of products recommended by real users
- In-depth reviews, including pros and cons
- Specific information to help you choose the best vendor for your needs

Use PeerSpot to:

- Read and post reviews of products
- Access over 30,000 buyer's guides and comparison reports
- Request or share information about functionality, quality, and pricing

Join PeerSpot to connect with peers to help you:

- Get immediate answers to questions
- Validate vendor claims
- Exchange tips for getting the best deals with vendor

Visit PeerSpot: www.peerspot.com

PeerSpot

244 5th Avenue, Suite R-230 • New York, NY 10001

reports@peerspot.com

+1 646.328.1944