

aws marketplace

Tailscale

Reviews, tips, and advice from real users



Powered by  PeerSpot

Contents

Product Recap.....	3 - 4
Valuable Features.....	5 - 13
Other Solutions Considered.....	14 - 16
ROI.....	17 - 19
Use Case.....	20 - 24
Setup.....	25 - 28
Customer Service and Support.....	29 - 31
Other Advice.....	32 - 34
Trends.....	35 - 36
About PeerSpot.....	37 - 38

Product Recap



Tailscale

Tailscale Recap

Tailscale is a modern VPN alternative that provides secure and easy access to resources across multiple networks and devices. Its primary use case is to allow remote teams to securely connect and collaborate as if they were in the same office. With its user-friendly interface and automatic network discovery, Tailscale simplifies setting up and managing a secure network, making it an ideal solution for small businesses and organizations.

Tailscale's most valuable functionality is its ability to create secure tunnels between devices without complex configuration or setup. This allows organizations to securely and seamlessly connect remote workers, offices, and devices, increasing productivity and collaboration while reducing the risk of security breaches.

By eliminating the need for traditional VPNs and reducing the risk of accidental exposure of sensitive information, Tailscale helps organizations improve their security posture while enabling their workforce to work more efficiently and effectively.

Valuable Features

Excerpts from real customer reviews on PeerSpot:

- ✔ “Since implementing Tailscale, we have seen improved remote access reliability, reduced VPN maintenance overhead, faster onboarding for new users, and stronger security through identity-based access controls, all while significantly lowering the administrative workload.”



Ahamed Shadhir

System Engineer at a healthcare company with 11-50 employees

- ✔ “Tailscale has really helped in terms of security because users can be in another part of the world and, instead of them connecting to the company environment through the local network there, they can switch on their Tailscale and once they switch on their Tailscale, they don't have to connect over their internet; they just go through Tailscale to access company infrastructures.”



Verified user

DevOps Engineer at a consultancy with 1-10 employees

- ✓ “Tailscale has positively impacted my organization by allowing us to speed up development without worrying about GDPR restrictions.”



Dakoh Darko

Software Engineer at Psycontech

- ✓ “Tailscale has been helping my organization a lot, primarily for security, as I do not have to open up any port in my router, which is really helpful.”



Matthew Luong

Freelance Web Developer and IT Support Specialist at a tech services company with 1-10 employees

- ✓ “There is no better option than this.”



Abraham Jacob Pathil

Infrastructure Lead & Student Developer (also Head of Ops - FOSSCET) at College of Engineering Trivandrum

- ✓ “The most positive impact Tailscale has had on my organization is significant.”



Pablo Nistal

Devops Engineer at Allenta

- ✔ “For my organization, we use Tailscale for our database as a secure way to access our VPC, and it is an easy, lightweight, and very useful way for everyone to connect and disconnect with a very nice UI.”



Uaman Asad

Software engineer

What users had to say about valuable features:

“The best features Tailscale offers in my experience would be accessibility from any device; it is on iOS, it is on Android, and it helps us test multiple environments very well, especially for UI testing to ensure all of our UIs are reactive on all devices correctly across our entire infrastructure and device network.

The ease of connectivity in terms of Tailscale's ability to allow downloading the application on any device, whether it be a laptop or mobile, stands out as the most valuable for our workflow, because it allows them to communicate very seamlessly and easily with minimal setup, which was its biggest appeal to our team in developing our platform.

In terms of testing, Tailscale was the best way for us to establish connections across multiple devices and allowed us to test our UI and application across different platforms, iOS, Android, seamlessly, which made our website more reactive and essentially drove our testing..”

rokawoo.com

Application Engineer at a financial services firm with 10,001+ employees

[Read full review](#) 

“The most valuable features are the Zero Trust architecture, peer-to-peer connectivity using WireGuard, easy deployment and setup, access control for granular permissions, single sign-on, subnet and routing, exit nodes, and cross-platform support.

I rely mostly on subnetting and routing in Tailscale because it allows seamless access to internal network resources without installing clients on every device, which greatly simplifies daily operations and improves workflow efficiency. Tailscale stands out for its simplicity and fast deployment with strong identity-based security, which makes it both easy to manage and highly reliable for everyday use.

Since implementing Tailscale, we have seen improved remote access reliability, reduced VPN maintenance overhead, faster onboarding for new users, and stronger security through identity-based access controls, all while significantly lowering the administrative workload..”

Ahamed Shadhir

System Engineer at a healthcare company with 11-50 employees

[Read full review](#) 

“MagicDNS is one standout feature, along with role access control (ACLs) that enhances the security of my Tailnet. Plus, there is the usual multi-factor authentication, the ability to run exit nodes, and having one of my nodes function as a subnet router, allowing access to my internal LAN from the outside without hassle. Those are a lot of features. Moreover, you do not really need in-depth security knowledge to get started with Tailscale, and since it is an open-source project audited by many people globally, you can trust its foundation. Tailscale is based on WireGuard, a very secure protocol for VPNs.

With MagicDNS, I find it helps tremendously as I run multiple containers, making it hard to remember all the IP addresses. MagicDNS simplifies this by letting me configure domain names, enabling seamless access to web pages or services within my Tailnet in a short time. Secondly, ACLs help in deciding the permissions for exit nodes, allowing access only to specific resources they need, streamlining the process. For everything else, I can set the appropriate permissions in the ACL list without needing to be a network analyst..”

Abraham Jacob Pathil

Infrastructure Lead & Student Developer (also Head of Ops - FOSSCET) at
College of Engineering Trivandrum

[Read full review](#) 

“The best features Tailscale offers are really easy usability and a straightforward user experience. It is a one-click install where you select your servers that you want to connect to. The whole integration with GitHub Actions for CI is pretty good, and I use it a lot, so I am very confident in that.

“The GitHub Actions integration stands out for me because it is not every day you see a seamless tool that can allow you to perform CI builds on private networks. I and the company have tried other options, and it was difficult, but Tailscale provided their action script, documentation, and simple authentication mechanisms using OIDC on GitHub Actions. Everything was straightforward to set up.

“Tailscale has positively impacted my organization by allowing us to speed up development without worrying about GDPR restrictions. One of the things about GDPR restrictions is that we cannot allow data to leave the EU region or Germany. It was very easy for us to integrate GitHub with the whole CI pipeline, and it was a very positive impact. It allowed us to eliminate the stress for our CI and the stress of accessing internal systems from far away. So, it allowed us to focus on the development of the application part rather than struggling with how we are going to get this code deployed on certain servers while still following GDPR restrictions..”

Dakoh Darko

Software Engineer at Psycontech

[Read full review](#) 

“I chose Tailscale for this setup because I was searching for different projects to connect different clusters, and I found Tailscale online. There were quite good reviews about Tailscale, which was one of the reasons I chose it to connect different clusters. Tailscale is quite easy to deploy and get started with.

“The setup process and documentation for Tailscale stood out to me because the documentation is quite good and the setup is quite easy. You just need to install a single binary on your system and you are ready to go. You can easily connect to any of the systems that you want.

“The best features Tailscale offers for me are how easily we can connect to different clusters and different systems. If I have a system somewhere around the globe and I want to connect directly from my local system, it is quite easy. I just need to have Tailscale binary on my system, and I can connect to that specific system.

“I did not face any issues with latency or connection reliability while using Tailscale; it was quite seamless for me. Connecting was quite easy.

“I discovered some ACL features while exploring Tailscale later on, and I think they are quite good. We can configure some IPs through which we can connect, and I think that is one of the good features Tailscale has..”

Verified user

Software Engineer at a outsourcing company with 201-500 employees

[Read full review](#) 

“Tailscale's simplicity stands out as a key advantage. Our department has several profiles including developers, system architects, and CTOs, which allows us all to work on our own machines. We have a wide variety of people who work with Windows and Linux operating systems, and we can connect to our private network from a terminal. These services are hosted on a data center server and are connected in Docker. Tailscale's wide variety allows us to deploy the services both in Kubernetes clusters and directly on Linux server hosts, as well as in Docker containers, which lets us have a shared resource network without having to create complicated network routing rules. It even allows us to have our own DNS to redirect addresses that we select.

“The great ease of being able to interconnect people who might not have a technical profile stands out as an advantage my team gets from using Tailscale for this type of integration and resource management. In the past, we used OpenVPN or Fortinet services, and with just a small installer, it is very easy and simple for employees to use the connection.

“The best features that Tailscale offers are ease of use, ease of connection, and a fairly generous connection plan. It allows us to apply ACL policies, which is very beneficial. We do not need to add something extra to define access permissions per user, and that is vital at an organizational level. The console allows you to connect, and there is another interesting feature where you can invite users from other Tailscale networks, which is quite useful.

“The ACL is very easy to understand and not as complex as older WireGuard systems. We can create IP ranges or define what kind of people or users can access which resources, which gives us a great deal of peace of mind about our infrastructure.

“The most positive impact Tailscale has had on my organization is significant. While working with different providers such as AWS, Azure, or even on-premise, we found that having a single solution to interconnect all those different types of architectures was a complete challenge. Each provider gives its own VPN option, but it is not a scalable, standard, or universal solution. We started using WireGuard to conduct studies of this type, but maintenance became costly, and we always depended on having at least one exposed node to handle the routing or network

rules. With Tailscale, the picture changed completely because it allows us, in a simple and native way, to install this type of service, even bypassing complex configurations. We have had situations where we have connection points through CGNAT with 3G routers, and Tailscale provides a solution that is quick, simple, and with very effective speeds, which has pleasantly surprised us..”

Pablo Nistal

Devops Engineer at Allenta

[Read full review](#) 

Other Solutions Considered

“We did not use a previous solution; Tailscale was the first thing that came up when we needed to solve our issue of getting onto multiple devices very easily..”

rokawoo.com

Application Engineer at a financial services firm with 10,001+ employees

[Read full review](#) 

“Before choosing Tailscale, I evaluated other options, and there are many Tailscale forks, but we went directly with this solution because it is the Enterprise version..”

Pablo Nistal

Devops Engineer at Allenta

[Read full review](#) 

“Before choosing Tailscale, I thought about evaluating other options, but there was another tool called WireGuard, which Tailscale is based upon. I did not look for any other tool further because I felt that Tailscale was good and would do my job..”

Verified user

Software Engineer at a outsourcing company with 201-500 employees

[Read full review](#) 

“Before Tailscale, we used OpenVPN, then WireGuard, and we also used Fortinet. Tailscale encompasses a very good balance for maintaining our own infrastructure..”

Pablo Nistal


Devops Engineer at Allenta

[Read full review](#) 

“Before I joined the company, there were several solutions being employed. The company used Teleport and there were a lot of VPN alternatives. There was Twingate and Teleport. We used Teleport before. When I joined the company, we brainstormed together, and I think that was one of the first tasks we did. We found a suitable solution that could handle all this easily, and Tailscale was the one that we picked. We figured out that it was very good..”

Dakoh Darko

Software Engineer at Psycontech

[Read full review](#) 

“We evaluated other options before deciding on Tailscale. We tried Twingate, and I do not remember what all the others were that they were using before. There was this NordVPN client that we could use to connect our servers together, but it was not really developer-friendly. There was Zscaler; we tried to use Zscaler, but it did not really get into what we wanted. They were all good options, but it was not what we wanted. We wanted developer-friendly documentation, access to the CI pipeline build, point-to-site VPN connections, and one-click install. I just install Tailscale, connect the servers, and that is all. I do not want to always be starting up the VPN client and finding my servers and trying to make that connection to them. In my system, I am always automatically connected to that network. Tailscale just provided everything that we needed..”

Dakoh Darko

Software Engineer at Psycontech

[Read full review](#) 

ROI

Real user quotes about their ROI:

“I have seen time saved as a significant return on investment since it was a big help over dealing with emulators, as Tailscale allowed our application to run directly on our device and see our reactiveness..”

rokawoo.com

Application Engineer at a financial services firm with 10,001+ employees

[Read full review](#) 

“I notice a lot of time saved with Tailscale because it is very easy to set up, and I think it saves around forty percent of the time to turn on and manage my remote environment. Everything is pretty smooth..”

Matthew Luong

Freelance Web Developer and IT Support Specialist at a tech services company with 1-10 employees

[Read full review](#) 

“We have seen clear return on investment since implementing Tailscale by eliminating VPN server infrastructure costs, reducing remote access server setup time from hours to minutes, cutting VPN-related support tickets by around forty percent, and saving several information technology administration hours per week previously spent on firewall rules and connection troubleshooting..”

Ahamed Shadhir

System Engineer at a healthcare company with 11-50 employees

[Read full review](#) 

“I do not have any metrics to share. Qualitatively, it definitely feels as though time troubleshooting connectivity has decreased.

Support issues related to connectivity have dropped by about half, and while I do not have an exact measure, the amount of time spent working on connectivity issues has decreased significantly..”

Kenny Bondly


Independent Consultant

[Read full review](#) 

“I have noticed a return on investment from using Tailscale, particularly in time. It has been something around sixty to seventy percent much less time. As for costs, even though I do not handle them, I understand that this reduces costs first because of the time that is spent, and second, in terms of infrastructure requirements, which are minimal. Previously, networks with FortiGate were used, and that forced us to spend on hardware. With Tailscale, that type of investment is not necessary..”

Pablo Nistal

Devops Engineer at Allenta

[Read full review](#) 

“The time saved by using Tailscale is significant because earlier, when we wanted to connect different clusters, we used to run GCP commands to connect them. With Tailscale, it was quite easy. We were still running the command, but we did not need the specific command anymore because it was just Tailscale binary, and it was quite easy to connect to any of the clusters we wanted. We have seen a return on investment from Tailscale since it was a time-saving tool for us. We did not need different GCP commands to connect to different clusters; it was just a single Tailscale binary through which we were connecting, making it a time-saving solution..”

Verified user

Software Engineer at a outsourcing company with 201-500 employees

[Read full review](#) 

Use Case

“Tailscale provides us with the opportunity to have a work network. Since we are teleworking, we need to be able to have an internal data center without having to expose it externally to the Internet..”

Pablo Nistal

Devops Engineer at Allenta

[Read full review](#) 

“I have been using Tailscale for approximately one to one and a half years for one of my projects. My main use case for Tailscale during that project was connecting different GCP GKE clusters. I had different production, staging, and testing clusters, and we wanted a way to easily connect to any of the clusters. Tailscale allowed us to easily access any of the clusters we wanted from a local system..”

Verified user

Software Engineer at a outsourcing company with 201-500 employees

[Read full review](#) 

“I have multiple use cases for Tailscale. My primary use case is providing secure remote access to internal servers, cloud workloads, and development environments without exposing services to the public internet. Tailscale replaces traditional VPN solutions and enables secure device-to-device connectivity using a Zero Trust networking model.

We deployed in a hybrid model connecting on-prem servers to private network resources with workloads in the public cloud, allowing secure access across environments without exposing services to the internet..”

Ahamed Shadhir

System Engineer at a healthcare company with 11-50 employees

[Read full review](#) 

“My main use case for Tailscale is connecting to company internal systems due to GDPR requirements. The company is located in Germany with private servers in Germany, and I stay in the UK, so I use it to connect a point-to-site VPN connection from my home laptop to the private servers in Germany. I use Tailscale to create a secure connection.

“Apart from connecting to the internal systems, my main use case also provides a very nice interface with the CI pipeline. I connect Tailscale with my CI on GitHub Actions to allow me to do automatic deployments through the company's internal systems..”

Dakoh Darko

Software Engineer at Psycontech

[Read full review](#) 

“For Tailscale, we use it in testing in terms of mobile deployment, and it is a great way to connect a mobile device or any device to a network to allow us to get onto our testing networks and see the UI and other things in that regard on different devices very easily.

Tailscale is very intuitive as well as accessible, which allowed us to connect everything to our testing network very seamlessly since it could easily be downloaded onto mobile devices or other devices.

That covers our main use case and what Tailscale does a great job at helping with our testing and device connectivity.

For the platform that we used Tailscale for, we really just set up accounts and were given access through being invited to a Tailscale team, from which we could just set up connectivity on the device..”

rokawoo.com

Application Engineer at a financial services firm with 10,001+ employees

[Read full review](#) 

“My main use case for Tailscale is mesh networking, wherein prior to Tailscale, especially on personal infrastructure, I needed to have a VPN setup that required port forwarding enabled from my ISP side. The main issue with that is that mostly ISPs do not provide static IP addresses as well as port forwarding on personal plans. The most important feature I have seen in Tailscale is its use of NAT traversal to enable internal network access to the outside world in a secure, peer-to-peer manner. Essentially, it replicates the corporate IT VPN infrastructure at a smaller scale, allowing anyone without much technical know-how to install and configure Tailscale. For example, if you want to connect to your home server and route all your traffic through it, that can be achieved simply by using the exit node option in Tailscale, which I find really impressive.

Furthermore, the Magic MagicDNS feature allows me to associate domain names with services running on each individual Docker container in my home lab, enabling access to them as dedicated websites within the Tailnet. If I disconnect from the Tailnet, I cannot access these services, adding another layer of security. I use TSD-Proxy for this, which is an add-on endorsed by Tailscale.

On the corporate side related to my project with Alliance, I have used Tailscale to mimic the corporate IT environment where everything is accessible only within the intranet, not the outside world.

During COVID-19, I collaborated with friends from different locations, one of whom was in the Gulf while I was in India. There was a scenario where I needed a personal VPN connected to a server in the Gulf to perform government-related tasks. My friend was not very technical, primarily being in commerce, but by explaining how to install Tailscale and enabling his laptop to act as a server and an exit node, I was able to get a seamless VPN connection without going through the ISP for a static IP or port forwarding, just one click. This was a very impactful personal use case.

On an enterprise level, I previously mentioned my project with Alliance, where the judges were really impressed with the mesh-to-mesh VPN demonstration that did not require much configuration. They even expressed interest in implementing it

at a corporate level. Additionally, as mentioned, with Docker containers, there are various add-ons available. For an efficient setup, I recommend using TSD-Proxy alongside Docker containers, allowing for better management of exit nodes and accessibility settings based on flags set during container creation.

Tailscale has positively impacted my organization by enabling rapid prototyping, especially with junior teams collaborating from various locations. When accessing remote machines over SSH or protocols like RSTP for CCTV cameras, Tailscale allows us to establish a mesh VPN with just a few clicks. Otherwise, configuring a VPN server by ourselves would involve OpenVPN or WireGuard and obtaining permissions from ISPs, a considerable hassle, particularly when some team members are not technical, such as project managers. Tailscale has simplified collaboration significantly at the organizational level..”

Abraham Jacob Pathil

Infrastructure Lead & Student Developer (also Head of Ops - FOSSCET) at
College of Engineering Trivandrum

[Read full review](#) 

Setup

The setup process involves configuring and preparing the product or service for use, which may include tasks such as installation, account creation, initial configuration, and troubleshooting any issues that may arise. Below you can find real user quotes about the setup process.

“I did not handle any pricing, setup costs, or licensing for Tailscale, but from what I know, it was very affordable at only five dollars per month for a team of Tailscale users, which is really easy for small startups..”

rokawoo.com

[Read full review](#) 

Application Engineer at a financial services firm with 10,001+ employees

“The initial setup has been straightforward and predictable with the per-user subscription model and no infrastructure or hardware setup cost, making the initial deployment inexpensive..”

Ahamed Shadhir

[Read full review](#) 

System Engineer at a healthcare company with 11-50 employees

“The process of adding other users with their Google accounts or emails was challenging at first when I was figuring out how to add other emails. I thought I would have to sign in on my Google account each time, but once I discovered that you could invite people, that was when it really took off..”

Nrb Blair

Student at Auburn University

[Read full review](#) 

“My main use case for Tailscale during that project was mostly about connecting different GCP GKE clusters. I had different production, staging, and testing clusters, and we wanted a way through which we could easily connect to any of the clusters. Tailscale allowed us to easily access any of the clusters we wanted from a local system..”

Verified user

Software Engineer at a outsourcing company with 201-500 employees

[Read full review](#) 

“I think Tailscale is very easy to use, and that is the best thing that I would add here.

I find the process of installing Tailscale on all those different devices fairly easy, where I just run a command, a CLI command, to install it. There are two ways: I either find the command by adding the device from Tailscale user interface, or I just run the command directly on the device, and they will give me a link to click to activate the device. However, one thing that I want to add for Tailscale is that sometimes I need a very simple user interface to control my services. Most of my devices can install it and have a native setup with a user interface, but I have Arch Linux on one PC, and I could not find the applications from Tailscale that natively support that app..”

Matthew Luong

[Read full review](#) 

Freelance Web Developer and IT Support Specialist at a tech services company with 1-10 employees

“I have been one of the people who, professionally when I worked at another company, proposed this solution. It seems too novel at first, and it appears that it may not be reliable. Fortunately, at the company I am currently at, they understand the essence of this product or service, which really allows us to save enormous amounts of time in onboarding users, configurations, and removing access quickly and safely. That is the main thing because when we looked at other solutions such as ZeroTier or WireGuard itself, they did not guarantee automatic refresh. With Tailscale, we do see that even the admin panel is very simple, even for non-technical people. It has reduced the complexity of onboarding and implementation by approximately sixty to seventy percent in time, for certain..”

Pablo Nistal

Devops Engineer at Allenta

[Read full review](#) 

Customer Service and Support

“I have not really had any issues with customer support. I have not really contacted them. If the application is as fine as this, then the customer support should also be good..”

Dakoh Darko

Software Engineer at Psycontech

[Read full review](#) 

“I have not had much of a need to interact with customer support, but the only thing that I have used it for is to establish a custom OIDC identity provider, and the response felt quick and professional..”

Kenny Bondly

Independent Consultant

[Read full review](#) 

“So far, I do not have any issues with Tailscale. If I do, I go to Reddit, which I think is one of the official channels for them, and there are a lot of Tailscale staff that respond in that channel, allowing me to ask questions there..”

Matthew Luong

Freelance Web Developer and IT Support Specialist at a tech services company with 1-10 employees

[Read full review](#) 

“In terms of customer support, the product is so good that personally, I never needed to use customer support, although the networking team at my organization may have. However, for my use case, I have not had to reach out for support because everything is so seamless. Even hobbyists can find valuable information shared voluntarily in subreddits, so with such a quality product, individual customer support needs diminish significantly..”

Abraham Jacob Pathil

Infrastructure Lead & Student Developer (also Head of Ops - FOSSCET) at
College of Engineering Trivandrum

[Read full review](#) 

“The user interface, documentation, and support for Tailscale are fabulous, and I have no complaints about the user interface. I might prefer a TUI instead of a CLI because I am often not using graphical applications, but the CLI is satisfactory. Overall, the interfaces are great, and the documentation is straightforward for setting up Tailscale on server devices. I only need to reference documentation for specific features such as enabling subnet routing..”

Verified user

IT Support / Sysadmin

[Read full review](#) 

“Tailscale customer support is cool, but we miss the human interaction. The support is all right.

“Tailscale customer support is very good. They always want to help every time. I would give it a ten out of ten..”

Verified user

DevOps Engineer at a consultancy with 1-10 employees

[Read full review](#) 

Other Advice

“My advice to others looking into using Tailscale is to definitely try it out because it is going to really abstract away a lot of network problems, especially when it comes to private networks, private systems, or internal systems in general. It is really going to abstract away a lot of the complexities. I rate this product an eight overall..”

Dakoh Darko

Software Engineer at Psycontech

[Read full review](#) 

“If you are looking for a one-stop shop application that handles device connectivity across platforms, whether it be PC, Android, or iOS, Tailscale is a great solution for connecting devices together to get onto the same network for easily testing your applications on actual hardware rather than emulated hardware. I give this product a rating of nine out of ten..”

rokawoo.com

Application Engineer at a financial services firm with 10,001+ employees

[Read full review](#) 

“I advise others looking into using Tailscale to go for the documentation and just read over the things, as it is quite easy to set up. I think anyone can set up Tailscale. Tailscale is a good tool to use, and it is quite friendly without hassle to set it up. My rating for this review is nine out of ten..”

Verified user

Software Engineer at a outsourcing company with 201-500 employees

[Read full review](#) 

“My advice to others considering Tailscale is to start with a small pilot deployment, carefully design the access control list policies from the beginning, integrate with your identity provider early for better security control, and test subnet routing or exit nodes to fully understand how it can simplify your remote and cloud access architecture. I rate this product an eight out of ten overall..”

Ahamed Shadhir

System Engineer at a healthcare company with 11-50 employees

[Read full review](#) 

“Tailscale offers a solution that is already mature, proven and tested, and secure, where you can save costs and maintain a small, medium, or even large infrastructure. I would really appreciate the possibility that Tailnets, instead of giving a random name, would allow us to choose a name and type it. I can rename a Tailnet that it offers directly, but it does not let us write our own, and it would be beneficial if at some point this could be done. I would rate this product and service highly..”

Pablo Nistal

Devops Engineer at Allenta

[Read full review](#) 

“Since using Tailscale, we save time through the enhanced rapid prototyping it enables. Cost savings are also notable, especially personally, as static IPs or port forwarding often result in additional charges from ISPs. For someone interested in IT or as a hobbyist, Tailscale is a great option to explore VPN dynamics at an individual level. Furthermore, thanks to Tailscale, corporate companies no longer need to provide static IP or port forwarding capabilities for employees, which translates into significant savings, especially for larger companies with many employees.

I advise others considering Tailscale to go for it if their needs align with ours. There is no better option than this. Corporate VPN setups tend to be overly complex, and for small to medium enterprises, Tailscale is precisely what is needed. It is just great; go for it..”


Abraham Jacob Pathil

Infrastructure Lead & Student Developer (also Head of Ops - FOSSCET) at College of Engineering Trivandrum

[Read full review](#) 

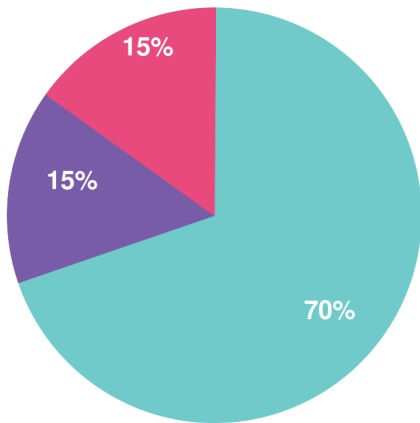
Top Industries

by visitors reading reviews

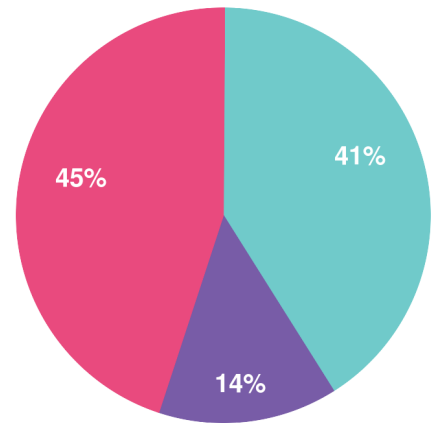


Company Size

by reviewers



by visitors reading reviews



Large Enterprise Midsize Enterprise Small Business

About this buyer's guide

Thanks for downloading this PeerSpot report.

The summaries, overviews and recaps in this report are all based on real user feedback and reviews collected by PeerSpot's team. Every reviewer on PeerSpot has been authenticated with our triple authentication process. This is done to ensure that every review provided is an unbiased review from a real user.

Get a custom version of this report... Personalized for you!

Please note that this is a generic report based on reviews and opinions from the collective PeerSpot community. We offer a [customized report](#) of solutions recommended for you based on:

- Your industry
- Company size
- Which solutions you're already considering

The customized report will include recommendations for you based on what other people like you are using and researching.

Answer a few questions in our short wizard to get your customized report.

[Get your personalized report here](#)

About PeerSpot

PeerSpot is the leading review site for cloud, AI, and business software. We created PeerSpot to provide a trusted platform to share information about software, applications, and services. Since 2012, over 22 million people have used PeerSpot to choose the right software for their business.

PeerSpot helps tech professionals by providing:

- A list of products recommended by real users
- In-depth reviews, including pros and cons
- Specific information to help you choose the best vendor for your needs

Use PeerSpot to:

- Read and post reviews of products
- Access over 30,000 buyer's guides and comparison reports
- Request or share information about functionality, quality, and pricing

Join PeerSpot to connect with peers to help you:

- Get immediate answers to questions
- Validate vendor claims
- Exchange tips for getting the best deals with vendor

Visit PeerSpot: www.peerspot.com

PeerSpot

244 5th Avenue, Suite R-230 • New York, NY 10001

reports@peerspot.com

+1 646.328.1944