

aws marketplace

SAS Viya Platform

Reviews, tips, and advice from real users



Powered by  PeerSpot



Contents

Product Recap.....	3 - 4
Valuable Features.....	5 - 12
Other Solutions Considered.....	13 - 14
ROI.....	15 - 16
Use Case.....	17 - 21
Setup.....	22
Customer Service and Support.....	23
Other Advice.....	24 - 26
Trends.....	27 - 28
About PeerSpot.....	29 - 30

Product Recap

sas

SAS Viya Platform

SAS Viya Platform Recap

SAS Viya Platform is an advanced data management and analytics tool designed to deliver powerful insights and foster collaboration across teams. It provides flexible and scalable solutions for data analysis, perfect for tech-savvy professionals seeking robust analytics capabilities.

SAS Viya Platform enhances data-driven decisions with its cloud-enabled analytics capabilities. By supporting open-source integration and visual data manipulation, it caters to a diverse range of analytical needs. Its innovative approach to machine learning and AI streamlines operations, helping companies achieve efficient data utilization strategies across departments. Offering robust technical support, it facilitates seamless implementation and rapid adoption, making it ideal for informed analytics exploration.

What are the key features of SAS Viya Platform?

- **Open Integration:** Easily integrates with open-source tools, enhancing adaptability and flexibility.
- **Scalable Architecture:** Designed for easy scalability to accommodate growing data needs.
- **Machine Learning Capabilities:** Offers innovative machine learning tools for enhanced predictive analytics.
- **Visual Data Exploration:** Provides intuitive visual interfaces for comprehensive data analysis.
- **Robust Security:** Ensures data protection with advanced security measures.

What benefits or ROI should users look for in reviews?

- **Enhanced Efficiency:** Increases operational efficiency with streamlined data processes and workflows.
- **Cost-Effective Scalability:** Lowers costs by offering flexible and scalable solutions.
- **Comprehensive Support:** Offers extensive technical support for smooth adoption and use.
- **Improved Decision-Making:** Provides deep insights that inform strategic decisions.
- **Data-Driven Innovation:** Encourages innovative approaches in analytics through powerful tools.

SAS Viya Platform is widely adopted across industries like banking, healthcare, and retail, offering tailored analytics solutions to address industry-specific challenges. In healthcare, for instance, it streamlines patient data insights, while in banking, it optimizes fraud detection processes. In retail, it enhances customer experience analytics, demonstrating its versatile application.

Valuable Features

Excerpts from real customer reviews on PeerSpot:

- ✓ “Using SAS Viya Platform, I saw approximately a thirty to forty percent reduction in data processing time due to CAS in-memory computing, and I also reduced manual reporting efforts by approximately forty to fifty percent through automation and self-service dashboards, which definitely saved resources for my organization.”



Khushal Jdai

Assistant Manager Data Analytics (WFM) at Johari Digital Healthcare Limited

- ✓ “In my experience, the best feature of SAS Viya Platform is that it is very quick in doing the analysis, does the job very quickly and very well without any issues, and I was able to do multiple analyses at the same time.”



Shihabbinsultan Bin Sultan

Computer Instructor at Carleton University

- ✓ “SAS Viya Platform has positively impacted my organization, as previously I was using SAS 9.4, and after migrating to SAS Viya Platform, we are able to present the data in useful ways that save our time and give sponsors a new opportunity to look at the data, which is a very good thing.”



Namanjbaraiya Baru

statistician at Lambda Therapeutic Research Ltd.

- ✔ “Since starting to work with SAS Viya Platform, the positive impact we have seen includes improvements in distributing data sets for better analytics and machine learning.”



Verified user

Senior Data Analyst at a government with 201-500 employees

- ✔ “Eliminating the need for separate visualization tools has greatly affected my team's workflow because it is just one integrated tool, one integrated platform.”



Verified user

Director, Lead, Ri Technical Solutions at a insurance company with 10,001+ employees

- ✔ “SAS Viya Platform is a very advanced platform at the current time, and I recommend using SAS Viya Platform for all data visualization, data analysis, and statistical analysis.”



Namanjbaraiya Baru

statistician at Lambda Therapeutic Research Ltd.

- ✔ “Using SAS Viya Platform allows my organization to conduct advanced statistical tests, present data in better ways with efficient and good graphical representation, and this helps my company grow more.”



Namanjbaraiya Baru

statistician at Lambda Therapeutic Research Ltd.

What users had to say about valuable features:

“The best features that SAS Viya Platform offers to me are the capabilities for writing code and designing flows in SAS Studio, as well as creating insightful dashboards in SAS Visual Analytics. The drag-and-drop feature is particularly useful since I can create more insightful dashboards just by clicking on the charts, which I find very interesting.

“SAS Viya Platform has positively impacted my organization by saving time compared to when we were using SAS 9.4. Previously, with SAS 9.4, we were able to work on only one project at a time, which means if we worked for one hour on one project, that was it. However, with SAS Viya Platform, we can work on two to three projects simultaneously within one hour, which is a significant improvement..”

Kunchepu Vijay

Saa S Developer at XpertDox

[Read full review](#)

“The best feature SAS Viya Platform offers me is the ability to explore visualization, which I find most valuable.

“The visualization features stand out for me due to the ease of use, customization, and the many options to make data more visually appealing and interpretable.

“After using SAS Viya Platform, I have sped up my analysis of the life cycle, and data visualization helps my data plan in an efficient way.

“SAS Viya Platform has been able to save time, and it has advanced features for exploring visualizations..”

Namanjbaraiya Baru

statistician at Lambda Therapeutic Research Ltd.

[Read full review](#) 

“In my experience, the best feature of SAS Viya Platform is that it is very quick in doing the analysis. It does the job very quickly and very well without any issues. I was able to do multiple analyses at the same time. It was pretty easy to document what the analysis was being done. The difficulty level was not too easy but also not too difficult, so it was in the middle ground for any person to learn analytics.

“The speed and documentation of SAS Viya Platform helped me in my coursework because we were having very intense analyses done and we needed to submit a lot of assignments and analyses as quickly as possible. SAS Viya Platform was able to do that. I did not do much collaboration, so I cannot speak to how that would work. Perhaps that is something we can look into.

“SAS Viya Platform is deployed in my organization as a public cloud..”

Shihabbinsultan Bin Sultan

Computer Instructor at Carleton University

[Read full review](#) 

“SAS Viya Platform offers features that make it an excellent platform for my work profile.

“When I mention work profile, I mean it is related to data profiling.

“SAS Viya Platform is a great tool for our data analytics purpose, particularly how data profiling stands out compared to other tools impressed me.

“SAS Viya Platform has positively impacted our organization and was a great tool which helped us.

“It helped me by providing time saving, efficiency, and being a quick solution provider..”

Verified user

Technical Architect at a tech vendor with 10,001+ employees

[Read full review](#) 

“SAS Viya Platform offers no-code and low-code options, which allows beginner or fresher employees to use it efficiently. SAS Viya Platform's visualization and AI technologies are excellent.

“Compared to other SAS software, SAS Viya Platform has the option of click and run and click and select functionality that works as low-code. I can also create flows that require very little code or no code, which helps my team perform tasks very quickly and saves time.

“AI suggestions are particularly valuable because when I get stuck in difficult situations, the AI suggestions help me clear the work. Data visualization is also very useful, and I appreciate the graphical presentation and the interactive capabilities I can create.

“Using SAS Viya Platform allows my organization to conduct advanced statistical tests, present data in better ways with efficient and good graphical representation, and this helps my company grow more..”

Namanjbaraiya Baru

statistician at Lambda Therapeutic Research Ltd.

[Read full review](#) 

“I find the process of creating visualizations in SAS Viya Platform very fast, as I use the Explore and Visualization application of SAS Viya Platform. It made my work very fast, allowing me to present data in a very unique way. The sponsor or the client of a company can relate with the data and can see the real-time data using dashboards, reports, and interactive dashboards, which is very useful for me and saves my time.

“The feature of graphical representation under Explore and Visualization is the best feature I find in SAS Viya Platform because while creating a report, I can do many things that graphical presentation adds value to my daily routine work.

“Another useful feature in SAS Viya Platform is data visualization, specifically graphical representation in the report or dashboard. The graphical options in the Explore and Visualization are very awesome, and I use them often, which helps a lot.

“SAS Viya Platform has positively impacted my organization, as previously I was using SAS 9.4, and after migrating to SAS Viya Platform, we are able to present the data in useful ways that save our time and give sponsors a new opportunity to look at the data, which is a very good thing. SAS Viya Platform helps a lot; the features are great, and the AI support is also very good..”

Namanjbaraiya Baru

statistician at Lambda Therapeutic Research Ltd.

[Read full review](#) 

Other Solutions Considered

“Previously, my organization used SAS codes to prepare table listings and figures, which took significantly longer. Now, I can prepare those deliverables in two days. Time is saved, and less manpower is required compared to SAS 9.4..”

Namanjbaraiya Baru

statistician at Lambda Therapeutic Research Ltd.

[Read full review](#) 

“Before using SAS Viya Platform, my only solution was using Excel or some basic AI materials, but Excel would be the one that I would use for large numbers. It would not be the best solution, but SAS Viya Platform was able to do a better solution with large numbers..”

Shihabbinsultan Bin Sultan

Computer Instructor at Carleton University

[Read full review](#) 

“I did not evaluate other options before choosing SAS Viya Platform. I checked out Reddit and tried to understand what SAS Viya Platform is. I saw that people have considerable concerns about these kinds of tools..”

Shihabbinsultan Bin Sultan

Computer Instructor at Carleton University

[Read full review](#) 

“Before choosing SAS Viya Platform, I did evaluate other options, but it was not a total solution. It involved a process where part of the development had to be done on AWS, PySpark coding, and then the results were imported into one of the visualization tools such as Quicksight or Tableau..”

Verified user

Director, Lead, Ri Technical Solutions at a insurance company with 10,001+ employees

[Read full review](#) 

ROI

Real user quotes about their ROI:

“I have seen a return on investment through new business opportunities, particularly in data visualization, as we generate revenue from the data visualization options, which is a very important key aspect for return of investment..”

Namanjbaraiya Baru

statistician at Lambda Therapeutic Research Ltd.

[Read full review](#) 

“I have seen a return on investment with SAS Viya Platform in the form of money saved, as this is scalable and on the cloud, whereas previously we had to pay for space and on-premises servers..”

Verified user

Director, Lead, Ri Technical Solutions at a insurance company with 10,001+ employees

[Read full review](#) 

“I cannot speak to return on investment related to SAS Viya Platform because I was using it for free. However, the relevant metrics definitely show time saved because it is able to crunch 50 to 60,000 rows of numbers in a matter of five to ten minutes, which is a huge improvement..”

Shihabbinsultan Bin Sultan

Computer Instructor at Carleton University

[Read full review](#) 

Use Case

“SAS Viya Platform is used for data analysis, statistical analysis, data presentation, and data visualization. As a clinical trial research company, I conduct clinical research with clinical data. Using SAS Viya Platform, I present clinical data using various statistical tests and techniques to represent and analyze the data in various forms such as tables, listings, figures, and dashboards.

“I also use SAS Viya Platform for data visualization. I present data in Explorer Visualization reports and share it with sponsors and clients so they can track real-time data..”

Namanjbaraiya Baru

statistician at Lambda Therapeutic Research Ltd.

[Read full review](#) 

“My main use case for SAS Viya Platform is to perform statistical analysis and create data visualization reports.

“I have conducted statistical analysis in SAS Viya Platform, such as performing regression analysis, which helped with visualization.

“I am using SAS Viya Platform to present by preparing some reports, and I have created data visualization to present to my team..”

Namanjbaraiya Baru

statistician at Lambda Therapeutic Research Ltd.

[Read full review](#) 

“My main use case for SAS Viya Platform is to analyze data.

“A specific example of how I use SAS Viya Platform to analyze data is in my MBA programs and in my SSIS package in my company.

“It helped me to analyze the data in my MBA and then provide the details so I could use in my actual workflow..”

Verified user

Technical Architect at a tech vendor with 10,001+ employees

[Read full review](#) 

“Our main use case for SAS Viya Platform during that time was to analyze the health and records of people based in Canada. We were conducting analysis based upon that data. We tried to find out who were the people who were struggling, who had health issues, and who had the highest chance of complications and death due to health issues. We were trying to do prediction or predictive analytics using those health numbers.

“The way I set up the predictive analytics using SAS Viya Platform involved using data called health data. We obtained it from the sample data from inside SAS analytics and we then, first of all, cleaned up the data. Then we used a pipeline. We then added in some predictions in there, some decision tree analysis, then we tried to do some more concepts such as finding out what was the best form of the prediction. We used those answers to figure out which one had more accuracy or not..”

Shihabbinsultan Bin Sultan

Computer Instructor at Carleton University

[Read full review](#) 

“My main use case for SAS Viya Platform is developing codes using SAS Studio, scheduling the codes using SAS Environment Manager, and creating dashboards or reports using SAS Visual Analytics within SAS Viya Platform in a SAS Drive itself.

“A specific example of a project where I used SAS Viya Platform for scheduling and dashboard creation is when I worked on government projects for public sector units like HPCL. In that instance, I utilized Visual Analytics for trend analytics to create line charts, bar charts, and highlight key points. On a daily basis, I schedule jobs in SAS Environment Manager, which includes daily, weekly, and monthly tasks.

“My main use case for SAS Viya Platform is focused on developing codes, which is very easy, and running the code is also straightforward with just a click of the run button..”

Kunchepu Vijay

SaaS Developer at XpertDox

[Read full review](#) 

“My main use case for SAS Viya Platform is doing statistical analysis, presenting data using data visualizations, and fetching raw data from EDC tools.

“In my daily work, I do statistical analysis for clinical trials as part of my main use case for SAS Viya Platform. I do repeated measure ANOVA or ANOVA, and I use Proc GLM, Proc MIXED, and Proc NPAR1WAY with different states.

“I am using SAS Viya Platform for doing statistical analysis for clinical trials, such as repeated measure ANOVA, ANOVA, Proc GLM, Proc MIXED, and many more statistical parametric and non-parametric tests. I also do presentation of data by adverse event reporting and protocol deviation to present the data in the data visualization section. I fetch the data from Bismet EDC or STS EDC.

“The main use case for SAS Viya Platform is basically statistical analysis and preparing table listing figures, which are used in clinical trial reports to submit to the regulatory authorities. We also create many more dashboards, reports, and data visualizations which are used to submit the CSR. Additionally, I have been using SAS Viya Platform for creating flows that take care of my daily routine work without opening SAS Viya. I schedule the flows to automate them..”

Namanjbaraiya Baru

statistician at Lambda Therapeutic Research Ltd.

[Read full review](#) 

Setup

The setup process involves configuring and preparing the product or service for use, which may include tasks such as installation, account creation, initial configuration, and troubleshooting any issues that may arise. Below you can find real user quotes about the setup process.

“My experience with pricing, setup cost, and licensing for SAS Viya Platform was smooth. I did not have any hiccups, and I do not have a say on the pricing..”

Verified user

Director, Lead, RI Technical Solutions at a insurance company with 10,001+ employees

[Read full review](#) 

Customer Service and Support

“Based on our interaction with technical support, I evaluate their services as professional and responsive; we have received help whenever we have asked, and their response time is quite fast. Currently, I have no problems, but while migrating, they are assisting us to ease the process..”

Verified user

Senior Data Analyst at a government with 201-500 employees

[Read full review](#) 

“Customer support for SAS Viya Platform is very amazing, and I am highly satisfied with the customer support.

“I would rate customer support for SAS Viya Platform a 10 out of 10..”

Namanjbaraiya Baru

statistician at Lambda Therapeutic Research Ltd.

[Read full review](#) 

Other Advice

“I recommend using the visualization capability of SAS Viya Platform and maintaining contact with SAS. I have provided this review a rating of nine out of ten..”

Namanjbaraiya Baru

statistician at Lambda Therapeutic Research Ltd.

[Read full review](#) 

“I would advise others looking into using SAS Viya Platform to please take a look at the data visualization features. I have given this review a rating of 9 out of 10..”

Namanjbaraiya Baru

statistician at Lambda Therapeutic Research Ltd.

[Read full review](#) 

“I do not have any ideas regarding integration features within SAS Viya Platform.

“I would rate SAS Viya Platform a nine out of ten. I rate it a nine because for a fresher, the platform might not be entirely intuitive. They need time to understand it, and if they make any mistakes in the production environment, it can adversely impact the project, which is why I took off one point. My overall review rating for SAS Viya Platform is nine out of ten..”

Kunchepu Vijay

SaaS Developer at XpertDox

[Read full review](#) 

“I would advise others looking into using SAS Viya Platform to go for it, as data visualization is very important at the current time.

“SAS Viya Platform is a very advanced platform at the current time, and I recommend using SAS Viya Platform for all data visualization, data analysis, and statistical analysis.

“I give this review an overall rating of 10..”

Namanjbaraiya Baru

statistician at Lambda Therapeutic Research Ltd.

[Read full review](#) 

“SAS Viya Platform is a great tool that I have used.

“I would rate SAS Viya Platform an eight on a scale of one to ten.

“I chose an eight because I think it is a great tool, and I based my rating on how much I have used it.

“I prefer and advise companies to use SAS Viya Platform, as it is really useful.

“The vendor relationship is customer only, as far as I know.

“SAS Viya Platform is a great tool, and everyone should use it. My overall rating for this product is eight..”

Verified user

Technical Architect at a tech vendor with 10,001+ employees

[Read full review](#) 

“I actually loved working with SAS Viya Platform. I would love to know how I can use this to improve my career and increase my salary. I wonder where I can work and which companies can pay me more money. To be honest, this was my own goal. I was not sure where SAS Viya Platform is being used in Canada or which companies are willing to pay money for those skills. I would love to know more about this, perhaps through events or certifications that I can take to improve myself. Anything of that nature would be really important for me.

“When I compared SAS Viya Platform to Excel, I noticed that one hundred percent of what SAS Viya Platform can do, Excel cannot do. Excel could not do all of those predictive analytics. Excel was just a basic initial understanding and SAS Viya Platform was able to do all of those very well.

“I rate SAS Viya Platform an eight out of ten because it is an amazing tool, but the tool is not very easy to access and it is not easy to learn unless you have a great learning teacher who can help you out. The learning curve was not easy, and the software is not something you can learn from zero without support and guidance. I would recommend that anyone considering SAS Viya Platform do a really good learning before moving on to use the platform. My overall rating for SAS Viya Platform is eight out of ten..”


Shihabbinsultan Bin Sultan

Computer Instructor at Carleton University

[Read full review](#) 

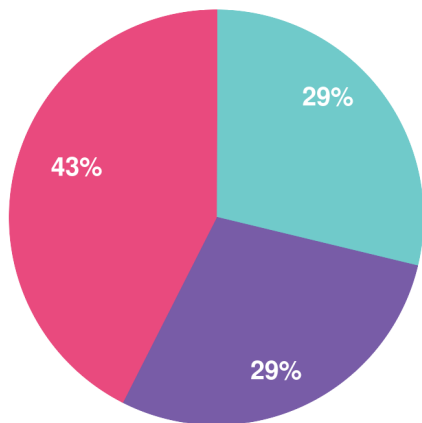
Top Industries

by visitors reading reviews

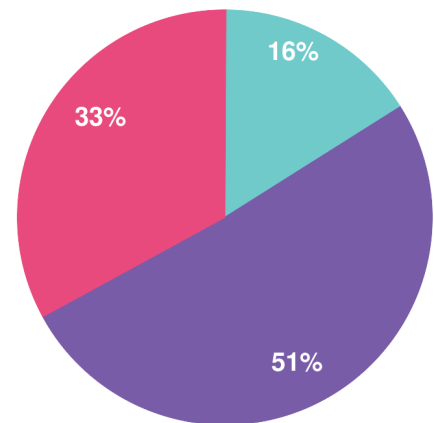


Company Size

by reviewers



by visitors reading reviews



Large Enterprise Midsized Enterprise Small Business

About this buyer's guide

Thanks for downloading this PeerSpot report.

The summaries, overviews and recaps in this report are all based on real user feedback and reviews collected by PeerSpot's team. Every reviewer on PeerSpot has been authenticated with our triple authentication process. This is done to ensure that every review provided is an unbiased review from a real user.

Get a custom version of this report... Personalized for you!

Please note that this is a generic report based on reviews and opinions from the collective PeerSpot community. We offer a [customized report](#) of solutions recommended for you based on:

- Your industry
- Company size
- Which solutions you're already considering

The customized report will include recommendations for you based on what other people like you are using and researching.

Answer a few questions in our short wizard to get your customized report.

[Get your personalized report here](#)

About PeerSpot

PeerSpot is the leading review site for cloud, AI, and business software. We created PeerSpot to provide a trusted platform to share information about software, applications, and services. Since 2012, over 22 million people have used PeerSpot to choose the right software for their business.

PeerSpot helps tech professionals by providing:

- A list of products recommended by real users
- In-depth reviews, including pros and cons
- Specific information to help you choose the best vendor for your needs

Use PeerSpot to:

- Read and post reviews of products
- Access over 30,000 buyer's guides and comparison reports
- Request or share information about functionality, quality, and pricing

Join PeerSpot to connect with peers to help you:

- Get immediate answers to questions
- Validate vendor claims
- Exchange tips for getting the best deals with vendor

Visit PeerSpot: www.peerspot.com

PeerSpot

244 5th Avenue, Suite R-230 • New York, NY 10001

reports@peerspot.com

+1 646.328.1944