



Pyramid Analytics

Reviews, tips, and advice from real users



Powered by  **PeerSpot**

Contents

Product Recap..... 3 - 4

Valuable Features..... 5 - 8

Other Solutions Considered..... 9 - 10

ROI..... 11

Use Case..... 12 - 14

Setup..... 15 - 16

Customer Service and Support..... 17 - 18

Other Advice..... 19 - 21

Trends..... 22 - 23

About PeerSpot..... 24 - 25

Product Recap



Pyramid Analytics

Pyramid Analytics Recap

The BI Office from Pyramid Analytics is a web-based governed data discovery and analytics platform. It integrates the four principal functions of any comprehensive BI strategy into a single, seamless application. Users can now analyze, present, report and predict on their data in a single application. Pyramid Analytics has native apps to cover the entire mobile spectrum, iOS, Android and Windows. With BI Office users can integrate SAP data with data from other sources giving them the right tools and better data to make data-driven decisions.

Valuable Features

Excerpts from real customer reviews on PeerSpot:



“It proved to be a very powerful and useful tool due to its breakdown capabilities, easy reporting features, flexibility in building custom calculations, and the ability to integrate them into reports.”



Shyam Pendyala

Manager, BI Platforms at Refinitiv, an LSEG Business at LSEG (London Stock Exchange Group)



“The most valuable feature of Pyramid Analytics, outshining even top-tier platforms like Power BI, is its robust support for DAX queries.”



Shanthan Kakulavaram

Software Developer at a tech consulting company with 51-200 employees



“Pyramid has a wide level of uses, as it's a complete ETL process and has a good level of connecting to a lot of data sources.”



Coby Jefferson Gardner

Data Consultant at Align BI

- ✓ “It offers a wide range of analytics options including statistics and visualizations, as well as prediction capabilities, allowing users to make forecasts based on the latest data.”



Rinat Alfi

VP DATA at Nogamy

- ✓ “The features I find most valuable are 'Discover,' 'Formulate,' and 'Model.' I use them regularly to build logic and create reports for my job.”



David Carbery

Data Analytics Consultant at Snap Analytics

- ✓ “I think the most valuable Pyramid Analytics feature is the solution's ability to drill down and dice in the loop. I think it is better than InExcel or Power BI.”



Roman Domin

Senior Consultant at Adastra Česká republika

- ✓ “The on-premise version has quite good scalability.”



Verified user

Data Analyst at a comms service provider with 51-200 employees

What users had to say about valuable features:

“Its ability to access different applications and offer development functionalities, along with the valuable feature of drill-down reports, enhances its usefulness in financial analysis and reporting..”

Shyam Pendyala

Manager, BI Platforms at Refinitiv, an LSEG Business at LSEG (London Stock Exchange Group)

[Read full review](#) 

“The most valuable feature of Pyramid Analytics, outshining even top-tier platforms like Power BI, is its robust support for DAX queries. This capability enhances data analysis significantly, making Pyramid a versatile and powerful tool for deriving insights from complex datasets..”

Shanthan Kakulavaram

Software Developer at a tech consulting company with 51-200 employees

[Read full review](#) 

“The data model capabilities seem great to me. It seems quite performant in analyzing multi-dimensional information sets and presenting them. I think that's cool. I think its graphic designer's a bit clunky and cumbersome, but it seems that they've got a good thing under there in the engine room..”

Verified user

Senior Consultant at a tech services company with 51-200 employees

[Read full review](#) 

“It offers a unique and powerful feature called 'swapping' which allows users to easily switch between columns and rows, and the platform automatically recalculates all the relevant measures accordingly. It provides extensive self-service capabilities, enabling users to customize visuals such as changing bars to circles. It offers a wide range of analytics options including statistics and visualizations, as well as prediction capabilities, allowing users to make forecasts based on the latest data..”

Rinat Alfi

VP DATA at Nogamy

[Read full review](#) 

Other Solutions Considered

“I was previously working with ProClarity, but they announced its retirement and lack of support for future versions. They had various issues and bugs, prompting the need for a more robust and supported solution..”

Shyam Pendyala

Manager, BI Platforms at Refinitiv, an LSEG Business at LSEG (London Stock Exchange Group)

[Read full review](#) 

“After we evaluated several options like Power BI and Tableau, we decided to choose Pyramid Analytics. While Power BI is strong in cloud-based solutions, it lacks frequent updates for on-premises versions. As a result, Pyramid Analytics becomes the preferred choice as it offers robust features and frequent updates for on-premises data analytics..”

Rinat Alfi

VP DATA at Nogamy

[Read full review](#) 

“Previously, we used a product called Clarity and we chose Pyramid Analytics because of its repository.

We switched solutions because Clarity was bought by Microsoft and no longer available on the market..”

Roman Domin


Senior Consultant at Adastra Česká republika

[Read full review](#) 

“I used Power BI, Tableau, and a bit of Click before switching to Pyramid Analytics. I made the switch because Pyramid has a more user-friendly interface with better features. It also supports multi-dimensional models, which was a key factor, something Tableau doesn't offer..”

Shanthan Kakulavaram

Software Developer at a tech consulting company with 51-200 employees

[Read full review](#) 


ROI

Real user quotes about their ROI:

“We have seen a significant return on investment with Pyramid Analytics. For instance, in forecasting patient visits to urgent care facilities, we achieved an 80% accuracy, allowing providers to plan and allocate resources more effectively. .”

Shanthan Kakulavaram

Software Developer at a tech consulting company with 51-200 employees

[Read full review](#) 

Use Case

“I use it to create reports for my clients. These reports focus on traditional business topics like market share, share difference, and sales difference over different time periods. It helps us analyze and present data in a structured way..”

David Carbery

Data Analytics Consultant at Snap Analytics

[Read full review](#) 

“It is a versatile business intelligence and analytics platform that can be used for various purposes including creating medical services dashboards, supply chain dashboards, and leveraging AI capabilities. It allows connecting and analyzing data from multiple sources, creating models and visualizations, and collaborating with others. .”

Rinat Alfi

VP DATA at Nogamy

[Read full review](#) 

“It is mainly used by finance users in the Financial Planning and Analysis department. It works as a front-end application that enables access and analysis of finance data from various sources such as VIP and SAP. The interface has access to a specific multidimensional cube developed internally. The cube is built using MSAS. It allows users to explore financial data at a granular level and enables them to drill down or drill through to queue-based reports, providing better insights and analysis..”

Shyam Pendyala

Manager, BI Platforms at Refinitiv, an LSEG Business at LSEG (London Stock Exchange Group)

[Read full review](#) 

“Pyramid Analytics is a great tool for digging into data from different angles. It is like a supercharged version of Power BI, offering a smart way to analyze information over time and other dimensions. With Pyramid, you can easily create detailed reports that provide timely and intelligent insights. It is a user-friendly platform that makes data exploration and decision-making easy..”

Shanthan Kakulavaram

Software Developer at a tech consulting company with 51-200 employees

[Read full review](#) 

“We're actually working with a massive client that uses Pyramid Analytics as their prescribed solution. Pyramid Analytics is an on-brand solution within our client's space. Within our client's organization, there are probably a few hundred people using this solution.

We use this solution for BI reporting on various aspects of our client's organization. Our client is a very large retail organization. They encompass most of the domains you would think of in a typical, large international organization. We use Pyramid Analytics for business visualization to give the C-level more accurate and real-time information as to what's happening.

I am not sure if our client has plans to increase their usage of this product. Considering the number of resources they have invested in it, I presume they do. We're talking many years with many hundreds of permits for information professionals — it's big money. I can only presume that they have plans to expand. From my perspective as an architect, I don't think re-architecting is even commercially viable. They'll have to expand and go on..”

Verified user

[Read full review](#) 

Senior Consultant at a tech services company with 51-200 employees

Setup

The setup process involves configuring and preparing the product or service for use, which may include tasks such as installation, account creation, initial configuration, and troubleshooting any issues that may arise. Below you can find real user quotes about the setup process.

“This initial setup was straightforward. I would rate it a nine, on a scale from one to 10, with one being the worst and 10 being the best. The deployment took a couple of days..”

Roman Domin

Senior Consultant at Adastra Česká republika

[Read full review](#) 

“I presume the initial setup was complex because of the size, but I don't know. I am definitely leaning towards the complex side, judging from what it takes to actually just plug it into the rest of org..”

Verified user

Senior Consultant at a tech services company with 51-200 employees

[Read full review](#) 

“Deploying Pyramid Analytics was quite straightforward. The deployment involved a small admin team of two to three people, while the overall team size was around 15 to 20, including seven business intelligence specialists. In terms of maintenance, it is minimal, typically requiring only a patch upgrade every six months. Overall, it is a low-maintenance solution once it is up and running..”

Shanthan Kakulavaram

Software Developer at a tech consulting company with 51-200 employees

[Read full review](#) 

Customer Service and Support

“My experience with the support team has been positive. I have reached out for help with various issues, and I think they are attentive, supportive, and responsive. Overall, I find their support to be good..”

David Carbery

Data Analytics Consultant at Snap Analytics

[Read full review](#) 

“I saw some comments on the Internet that the online support is good; however, from what my team has been saying, they lack the necessary training information. Although, this might not be directly related to the technical support, as such. .”

Verified user

Senior Consultant at a tech services company with 51-200 employees

[Read full review](#) 

“Our experience with their customer support services is highly satisfactory. They have offices here, in Tel Aviv, and when I called them to report certain issues, they scheduled a meeting with me in their offices. During the meeting, I had the opportunity to discuss the issues encountered and provide necessary information. The bugs reported were promptly addressed and resolved within a week or two, with the support team conducting collaborative meetings to ensure efficient communication. .”

Rinat Alfi

VP DATA at Nogamy

[Read full review](#) 

Other Advice

“The company decided on Pyramid Analytics because the pricing is good and we were in need of a BI platform. Plus it has a customer code and AI.

I rate the overall solution an eight out of ten. .”

Coby Jefferson Gardner

Data Consultant at Align BI

[Read full review](#) 

“When working on-premises, Pyramid Analytics offers several advantages over Power BI and Tableau. Despite some limitations in terms of programming, it offers extensive self-service capabilities and functions that cater to end-users needs. I would rate it eight out of ten..”

Rinat Alfi

VP DATA at Nogamy

[Read full review](#) 

“Overall, I would rate this solution an eight, on a scale from one to 10, with one being the worst and 10 being the best. The reason for this score is their online analytics and modeling, which enables users to model new things. I also appreciate the simplicity of the new dashboards..”

Roman Domin

Senior Consultant at Adastra Česká republika

[Read full review](#) 

“My advice for newcomers is to try to separate your work from understanding other data as much as possible. Start with public datasets or your own familiar data, like sports analytics, to learn the tool and its capabilities. This way, you can stretch yourself and explore various aspects of the tool without being limited by client expectations. Overall, I would rate the solution a seven out of ten. .”

David Carbery

Data Analytics Consultant at Snap Analytics

[Read full review](#) 

“It is a versatile and easy-to-maintain tool with connectivity to various databases. If the environment is highly secure and restrictive, configuring connections to systems like SAP or SharePoint may require overcoming network security restrictions and opening ports. There is no clear guidance on how to resolve these issues yet, so admin support is necessary for troubleshooting and analyzing logs or errors. I would rate it eight out of ten..”

Shyam Pendyala

Manager, BI Platforms at Refinitiv, an LSEG Business at LSEG (London Stock Exchange Group)

[Read full review](#) 

“My advice to anyone considering Pyramid Analytics would be that if you are a smaller organization with budget constraints but still need robust reporting metrics, Pyramid's mode could be the perfect fit. It offers all the necessary features and solid technical support at a more affordable cost. On the other hand, if you are a larger organization with a bigger budget, you might want to explore Power BI. While both platforms are similar, Power BI, being integrated with Microsoft, has the added advantage of seamless connectivity to Microsoft systems. They serve the same purpose, but Power BI is hosted by Microsoft. Overall, I would rate Pyramid Analytics as an eight out of ten..”


Shanthan Kakulavaram

Software Developer at a tech consulting company with 51-200 employees

[Read full review](#) 

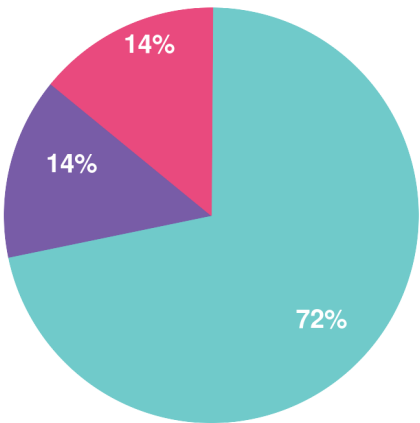
Top Industries

by visitors reading reviews

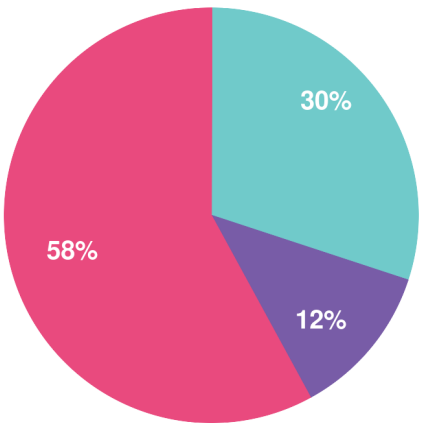




Company Size

by reviewers



by visitors reading reviews



 Large Enterprise  Midsize Enterprise  Small Business

About this buyer's guide

Thanks for downloading this PeerSpot report.

The summaries, overviews and recaps in this report are all based on real user feedback and reviews collected by PeerSpot's team. Every reviewer on PeerSpot has been authenticated with our triple authentication process. This is done to ensure that every review provided is an unbiased review from a real user.

Get a custom version of this report... Personalized for you!

Please note that this is a generic report based on reviews and opinions from the collective PeerSpot community. We offer a [customized report](#) of solutions recommended for you based on:

- Your industry
- Company size
- Which solutions you're already considering

The customized report will include recommendations for you based on what other people like you are using and researching.

Answer a few questions in our short wizard to get your customized report.

[Get your personalized report here](#)

About PeerSpot

PeerSpot is the leading review site for software running on AWS and other platforms. We created PeerSpot to provide a trusted platform to share information about software, applications, and services. Since 2012, over 22 million people have used PeerSpot to choose the right software for their business.

PeerSpot helps tech professionals by providing:

- A list of products recommended by real users
- In-depth reviews, including pros and cons
- Specific information to help you choose the best vendor for your needs

Use PeerSpot to:

- Read and post reviews of products
- Access over 30,000 buyer's guides and comparison reports
- Request or share information about functionality, quality, and pricing

Join PeerSpot to connect with peers to help you:

- Get immediate answers to questions
- Validate vendor claims
- Exchange tips for getting the best deals with vendor

Visit PeerSpot: www.peerspot.com

PeerSpot

244 5th Avenue, Suite R-230 • New York, NY 10001

reports@peerspot.com

+1 646.328.1944